

ARTWORK

FRONT

BACK

10 años
Garantía
Warranty

43348
CL-40C

HERMEX®

CANDADO DE COMBINACIÓN
Combination padlock

40 mm

29 mm
Gancho CORTO
Short shackle

NIVEL DE SEGURIDAD

ALTA
4
BÁSICA
MÁXIMA

6 3 4 6
5 2 3 5
4 1 2 4

4 Dígitos de combinación
Digit combination

Configure y restaure
Set & reset

Configure su propia combinación
Set-your-own combination

43348
CL-40C

Combinación se puede reajustar a una personal
Combinación de 4 dígitos con posibilidad de generar hasta 1 000 combinaciones, sin necesidad de llaves

4 discos de combinación

18 mm
D6 mm 29 mm
40 mm

Combinación can be personalized 4-digit for 1 000 combination possibilities, keyless

Instrucciones para ajustar a una combinación personal:

1. Marque la combinación actual del candado (la combinación pre-establecida es 0-0-0-0)
2. Abra el gancho y gírelo 180°
3. Presione el gancho e introduzca la nueva combinación
4. Saque el gancho, cierre el candado y gire las ruedas para asegurar el candado
5. Para abrirlo, ingrese la nueva combinación que introdujo
6. Anote su nueva combinación en un lugar seguro.

Este producto está garantizado por 10 años contra defectos de fabricación, funcionamiento y mano de obra. Para hacer válida la garantía o adquirir partes o refacciones, deberá presentar el producto en Corregidora 35, Col. Centro, Alc. Cuauhtémoc, CDMX C.P. 06060 o en el establecimiento donde lo compró. Para dudas o comentarios consulte www.truper.com o llame al 800-690-6990. Made in/Hecho en China. Importado por Truper, S.A. de C.V. Parque Industrial 1, Parque Industrial Jilotepec, Jilotepec, Edo. de Méx. C.P. 54257.

Fecha de compra:

05-2023

HERMEX es una marca de **TRUPER** 7 501206 672693

VERY STRONG CARDBOARD MUST BE USED AS IN THE SAMPLE. USE U.V. LACQUERS FINISH.
IMPORTANT: The materials must match the Pantone colors AFTER the requested finish is applied.

TECHNICAL DATA

Packaging: **HFDB**

Dimensions: **8 x 12.5 cm**

PANTONE 200 C
PANTONE 123 C
PANTONE 3405 C
PANTONE BLACK C
25% 100%

INKS & die cuts

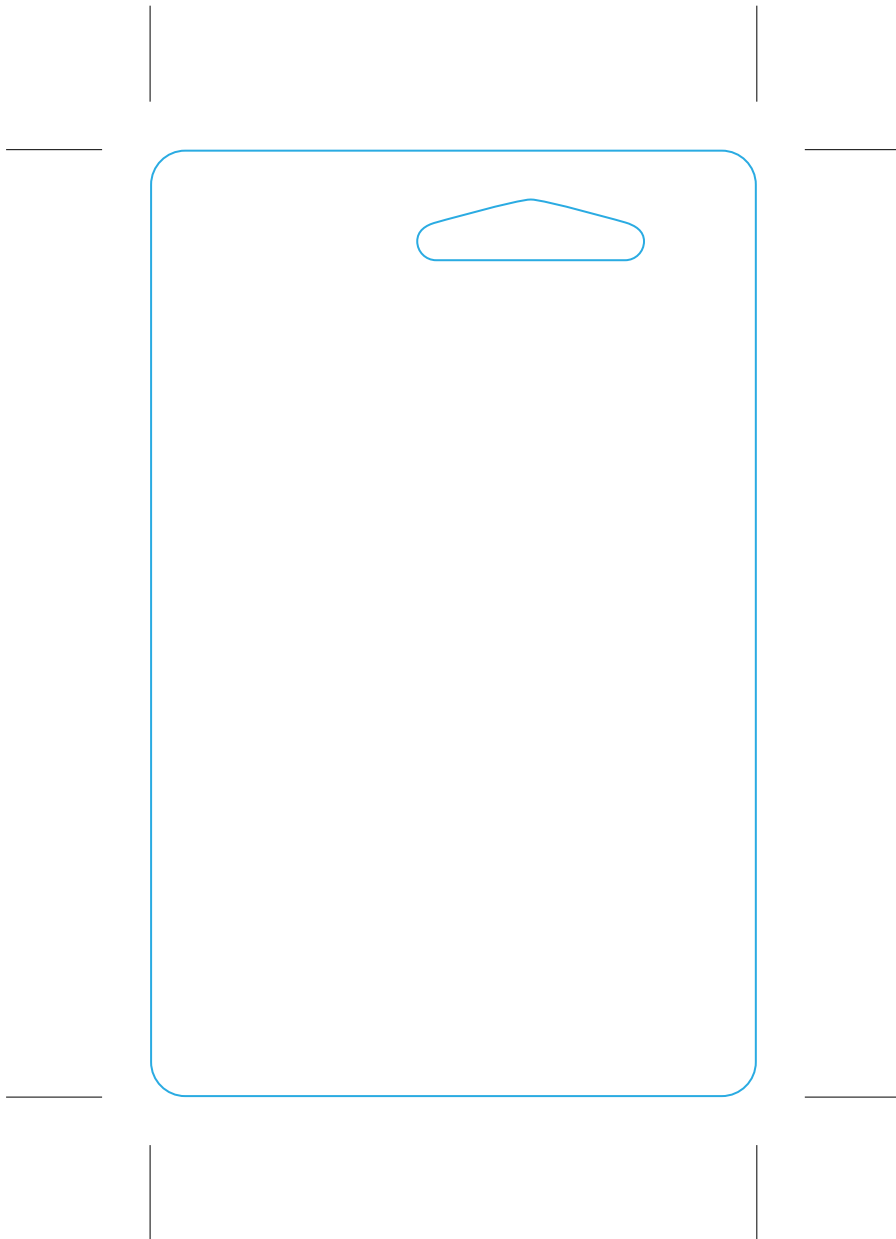
CUT-LINE
(Do not print)
PRODUCT POSITION
(Do not print)

IMAGES / LINKS

ARTWORK SET
Confidential Information
TRUPER®

SOFTWARE: Illustrator CC
MAC & PC Platform compatible

DIE CUTTING



VERY IMPORTANT

The hanging hole is NOT at the right gravity center position, this is only an example, please make the necessary adjustments. Please review visual aids attached.

TECHNICAL DATA

Packaging: **HFDB**

Dimensions: **8 x 12.5 cm**

INKS & die cuts

 **CUT-LINE**
(Do not print)

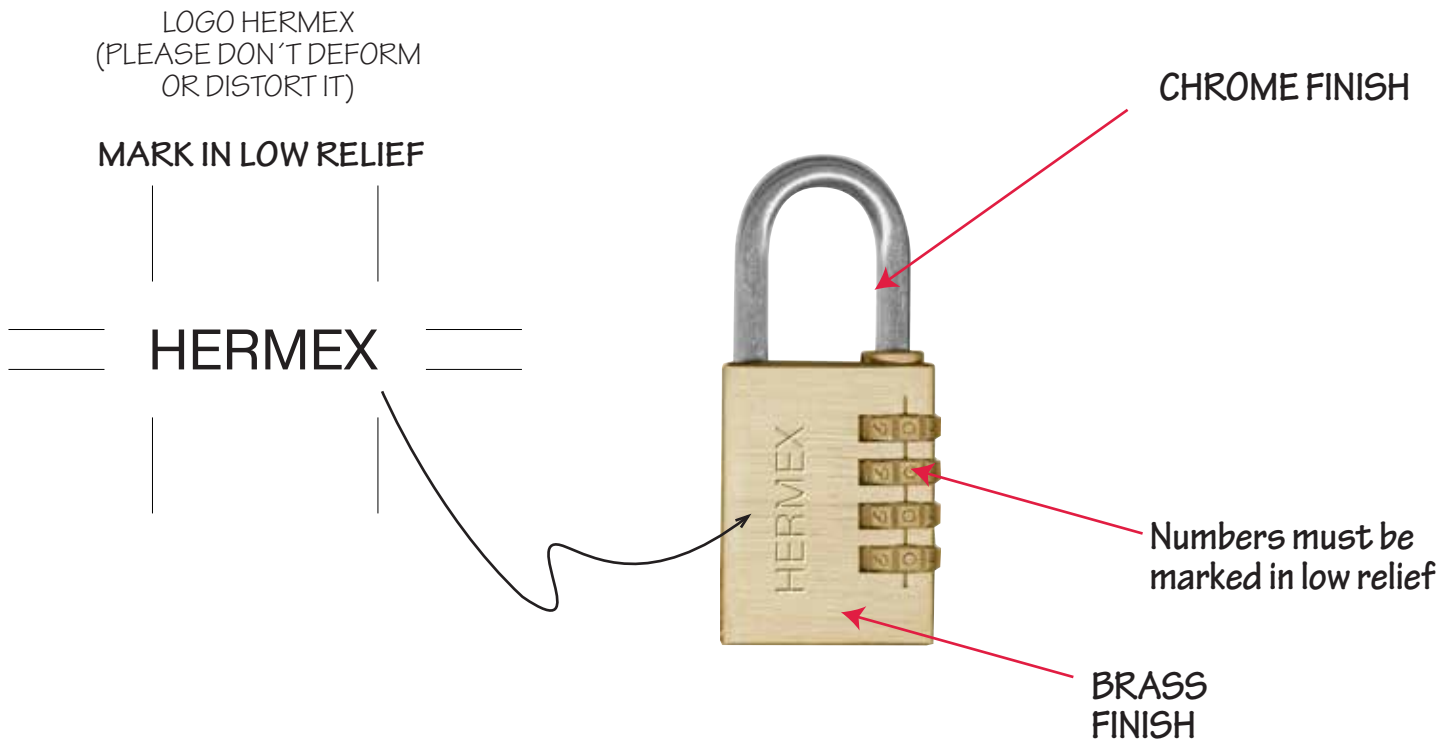
IMAGES / LINKS

ARTWORK SET
Confidential Information
TRUPER®

SOFTWARE: Illustrator CC
MAC & PC Platform compatible

PRODUCT MARKING

Dear Supplier, if you have recommendations of a more efficient way to put our brand on this product, please advise your Truper contact to analyze possible corrections to this document.



DON'T MARK CHINA ANYWHERE ON ANY PRODUCT EXCEPT WHERE OUR ARTWORK INSTRUCTIONS INDICATE SO

"Confidential Information property of Truper, S.A. de C.V."

PACKAGING INSTRUCTIONS & PRODUCT POSITION

HFDB PACKAGE



This is an approximated gravity center. This is only an example showing how the product must be packed.

NOTE 1: Hanging hole **MUST** be punched right in the center of gravity to ensure that when product is hung on display hook, its package stays centered and does not present inclination to either the right or the left side.

NOTE 2: This is the hanging hole style we require:



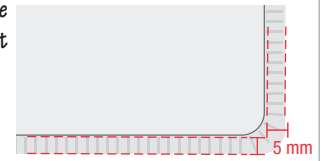
hanging hole / gravity center

Sealing edge maximum length **MUST BE 5 mm**

IMPORTANT: Please mesh the edges closer together as indicated in picture.

Spaces between meshes should be narrowed down to prevent product from coming off.

Applicable for all our products.

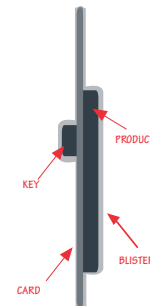


sealing

0.4 mm minimum thickness allowed

card

BACK FRONT



side view

Note 1: Semi-cut line must be part of the packaging at its back (cardboard), so the customer can easily remove the product from the blister.

BACK



Note 2: These lines should join at the hanging hole for easier display and use.

IMPORTANT: Please refer to the attached file EASY-JAN-11. pdf for more details

easy open

INNER BOX

ALL TEXTS AND GRAPHICS MUST BE PRINTED IN BLACK COLOR

(Please don't deform or distort it)

Please use **KRAFT (Brown color)** corrugated cardboard. White boxes will be accepted **ONLY WITH TRUPER'S PRIOR AUTHORIZATION**

(A)

(B)

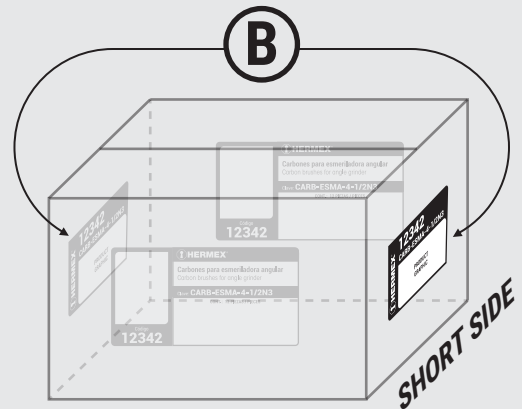
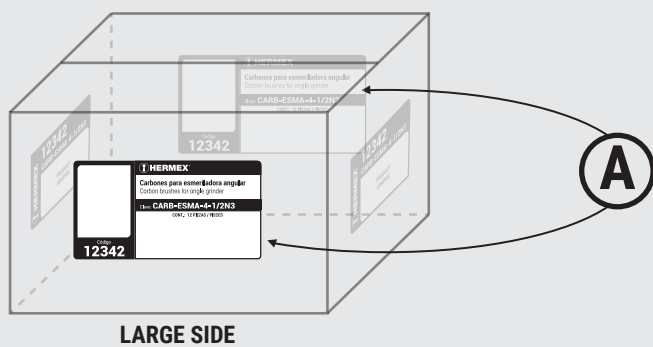
NOTE:

THIS INFORMATION MUST BE DIRECTLY PRINTED ON THE BOX WITH BLACK INK AND THE SHIPPING MARK (A) MUST BE PLACED ON THE **LARGEST BOX SIDES**, THE SHIPPING MARK (B) MUST BE PLACED ON THE **SHORTEST BOX SIDES**, NEVER ON UPPER OR LOWER SIDES.

IT IS ESSENTIAL THAT YOU USE STRONG CORRUGATED CARTON, DUE TO THE DAMAGE RESULTING FROM HANDLING PROCESSES BETWEEN DISTRIBUTION CENTERS AND CUSTOMERS.

TO AVOID ANY PROBLEM, OUR PRIOR APPROVAL IS ESSENTIAL BEFORE PRINTING YOUR SAMPLE. NOT DOING SO MAY RESULT ON SHIPMENT FAILURE.

INSTRUCTIONS FOR PRINTING A AND B SHIPPING MARKS ON INNER BOXES



NOTE: Bar code must be placed on both large sides of inner box. Must be printed at 100% of real size. In case that one or both sides of the box are too small, please check visual aid **BARCODES-APR-20** attached.

IMPORTANT

The *supplier is responsible* for using a cardboard type that is **strong enough and suitable for the product design and weight characteristics**.

The cardboard must have **GOOD QUALITY** and **RESISTANCE** to avoid the packaging to be damaged during its handling, transportation and storage process.

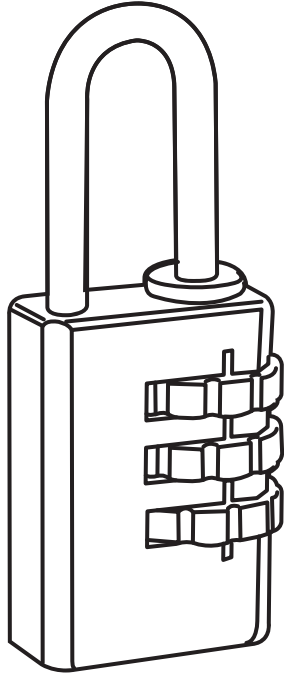
TECHNICAL DATA	Packaging:	C M Y K	INKS & die cuts	IMAGES / LINKS	ARTWORK SET Confidential Information TRUPER ® SOFTWARE: Illustrator CC MAC & PC Platform compatible
	Dimensions:				

MASTER CARTON

ALL TEXTS AND GRAPHICS MUST BE PRINTED IN BLACK COLOR

(Please don't deform or distort it)

Please use **KRAFT (Brown color)** corrugated cardboard. White boxes will be accepted **ONLY WITH TRUPER'S PRIOR AUTHORIZATION**




Candado de combinación

Combination padlock **40 mm**

Clave: **CL-40C**

CONT.: **36 PIEZAS / PIECES**



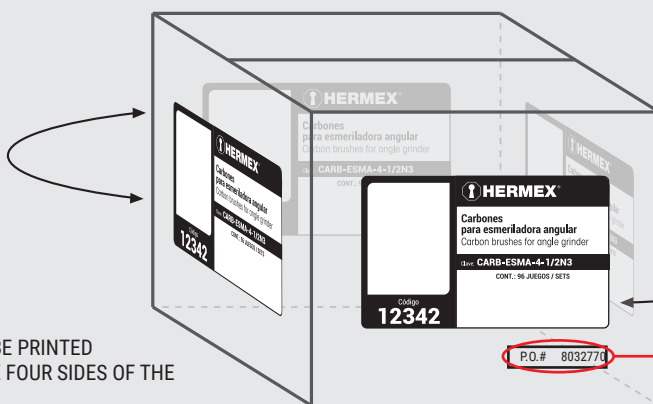
27501206672697

Código

43348

INSTRUCTIONS FOR PRINTING SHIPPING MARKS ON MASTER BOXES

VARIABLE DATA



P.O.# 8032770

**PLEASE PRINT P.O. #
ONLY ON ONE SIDE
OF THE BOX**

**THIS IS AN EXAMPLE,
PLEASE PRINT CURRENT
P.O. INFORMATION**

MUST BE PRINTED
ON THE FOUR SIDES OF THE
BOXES

NOTE: THIS INFORMATION MUST BE DIRECTLY PRINTED ON THE BOX WITH BLACK INK AND BE PLACED ON THE **FOUR SIDES** OF THE BOX, NEVER ON UPPER OR LOWER SIDE.

TO AVOID ANY PROBLEM, OUR PRIOR APPROVAL IS ESSENTIAL BEFORE PRINTING YOUR SAMPLE. NOT DOING SO MAY RESULT ON SHIPMENT FAILURE.

IMPORTANT

The **supplier is responsible** for using a cardboard type that is **strong enough and suitable for the product design and weight characteristics**.

The cardboard must have **GOOD QUALITY** and **RESISTANCE** to avoid the packaging to be damaged during its handling, transportation and storage process.

TECHNICAL DATA

Packaging:

Dimensions:

C M Y K

INKS & die cuts

IMAGES / LINKS

ARTWORK SET
Confidential Information
TRUPER®

SOFTWARE: Illustrator CC
MAC & PC Platform compatible